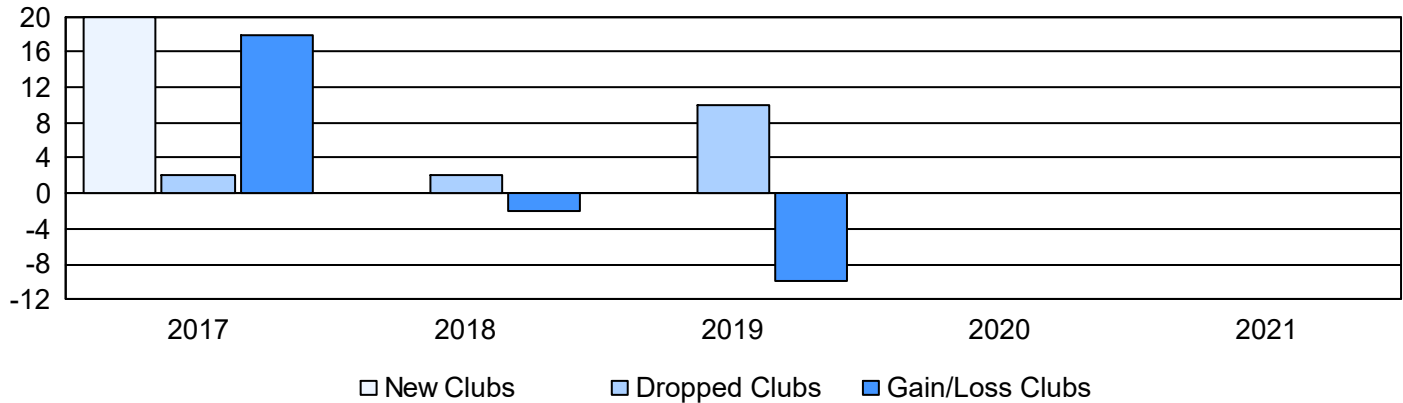
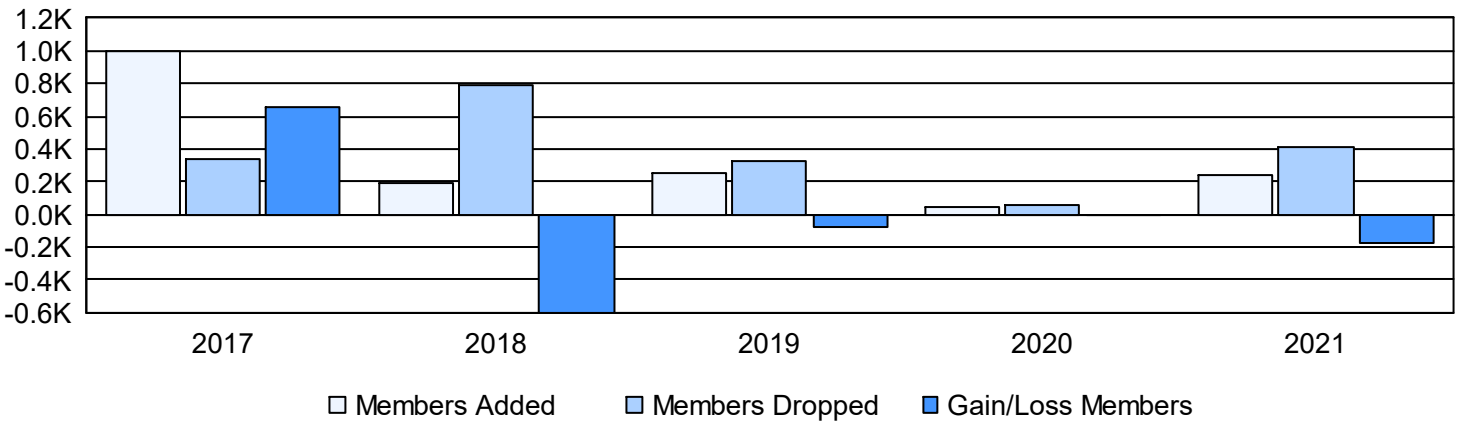


Year	New Clubs	Dropped Clubs	Gain/ Loss Clubs	New Members	Charter Members	Reinstate Members	Transfer Members	Total Member Added	Total Members Dropped	Gain/ Loss Members
2016-2017	20	2	18	301	682	1	18	1,002	342	660
2017-2018	0	2	-2	113	54	3	18	188	787	-599
2018-2019	0	10	-10	111	92	29	16	248	330	-82
2019-2020	0	0	0	10	21	8	12	51	56	-5
2020-2021	0	0	0	184	15	7	33	239	416	-177
Average	4	3	1	144	173	10	19	346	386	-41

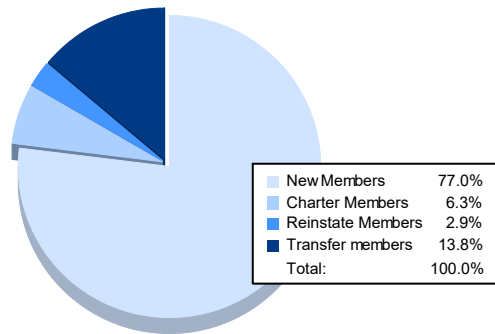
Clubs



Members



Membership Composition June 2021 Cumulative



Gender Composition June 2021 Cumulative

